



अमृत महा आवास अभियान २०२२-२३

दैनिक प्रगती अहवाल : १०.०६.२०२३

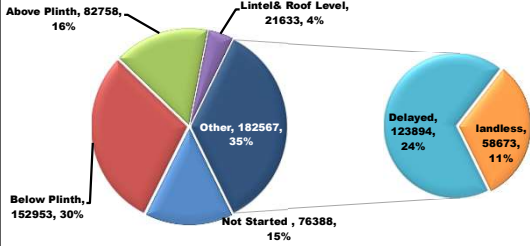
प्रधानमंत्री आवास योजना ग्रामीण – मंजूरी, पूर्ण घरकुले, हप्ते वितरण, भूमिहीन, आर्थिकदृष्ट्या अपुर्ण
राज्य पुरस्कृत ग्रामीण आवास योजना – मंजूरी, पूर्ण घरकुले, हप्ते वितरण, आर्थिकदृष्ट्या अपुर्ण

योजना	एकूण मंजूरी	दैनिक मंजूरी	एकूण पूर्ण	दैनिक पूर्ण घरकुले	दैनिक पहिला हप्ता वितरित	दैनिक दुसरा हप्ता वितरित	दैनिक तिसरा हप्ता वितरित
प्रधानमंत्री आवास योजना ग्रामीण	१४०८१२२	०	१०७४८२१	४८८	०	०	०
राज्य योजना	५७७६४९	१२४	४१५५८०	२८१	५२७	५५७	७२१
एकूण	१९८५७७१	१२४	१४९०४०१	७६९	५२७	५५७	७२१

PMAY-G Completion Progress Bar

76.3%

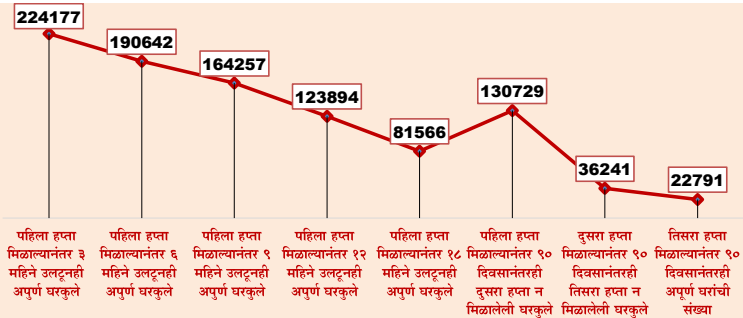
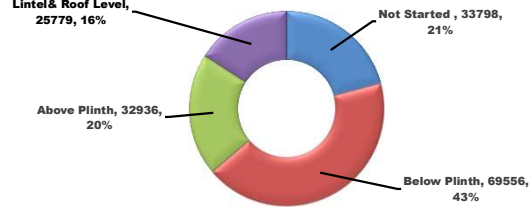
PMAY-G: Incomplete Houses bifurcation



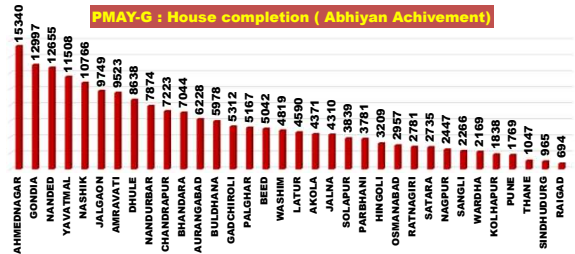
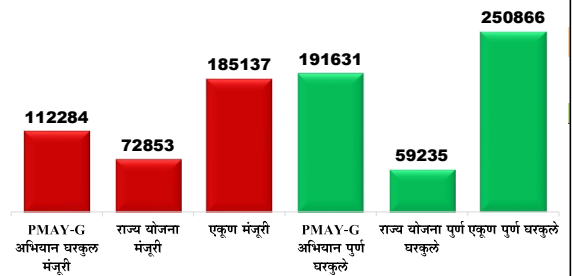
State Schemes Progress Bar

71.9%

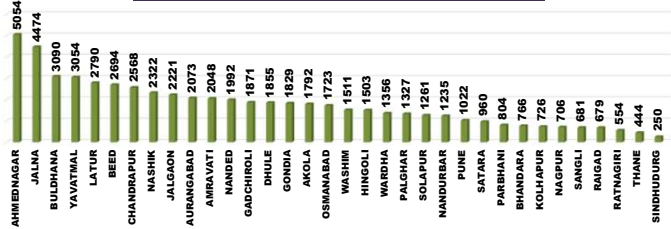
State Schemes: Incomplete Houses bifurcation



Abhiyan Achievement Day 202



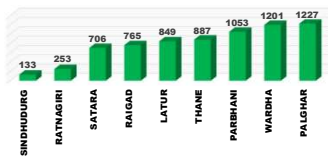
State Schemes: House completion (Abhiyan Achievement)



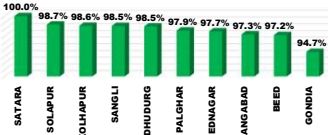
राज्य व्यवस्थापन कक्ष- ग्रामीण गृहनिर्माण
४ था मजला, दक्षिण कक्ष, सिडको भवन, सीबीडी बेलापूर, नवी मुंबई - ४०० ६१४.

Top and Bottom Ten Districts

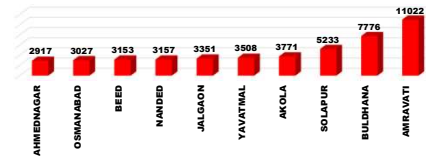
PMAY-G Delayed Houses TOP 10 Dist.



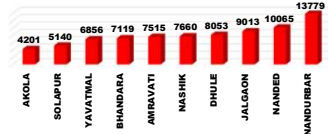
State Schemes Sanction TOP 10 Dist.



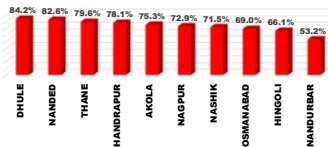
PMAY-G Remaining 1st Installments Bottom 10 Dist.



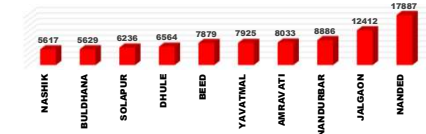
PMAY-G Delayed Houses Bottom 10 Dist.



State Schemes Sanction Bottom 10 Dist.



PMAY-G Remaining 2nd Installments Bottom 10 Dist.



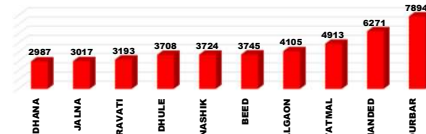
PMAY-G Completion TOP 10 Dist.



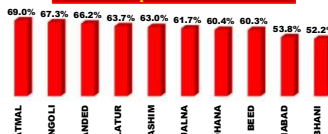
State Schemes Completion TOP 10 Dist.



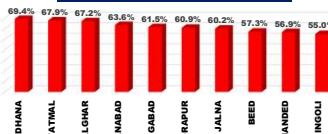
PMAY-G Remaining 3rd Installments Bottom 10 Dist.



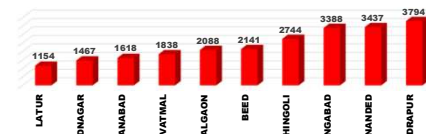
PMAY-G Completion Bottom 10 Dist.



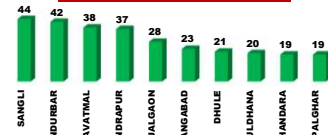
State Schemes Completion Bottom 10 Dist.



State Schemes Remaining 1st Installments Bottom 10 Dist.



PMAY-G Daily Completion Top 10 Dist.



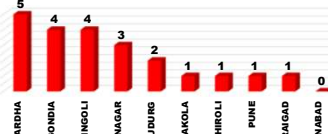
State Schemes Daily Completion Top 10 Dist.



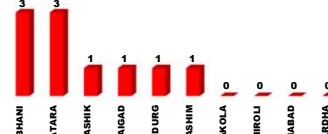
State Schemes Remaining 2nd Installments Bottom 10 Dist.



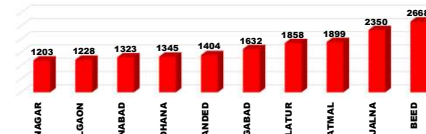
PMAY-G Daily Completion Bottom 10 Dist.



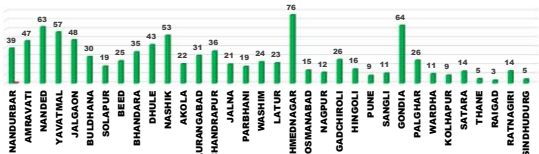
State Schemes Daily Completion Bottom 10 Dist.



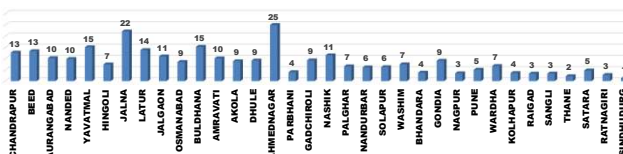
State Schemes Remaining 3rd Installments Bottom 10 Dist.



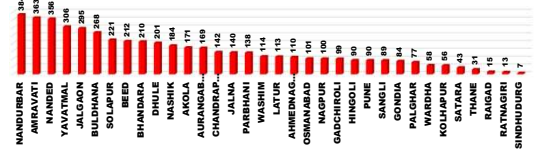
PMAY-G : Current Pace of Completion Per Day (Abhiyan)



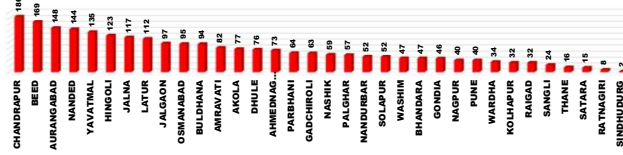
State Schemes : Current Pace of Completion Per Day (Abhiyan)



PMAY-G Required Pace of Completion Per Day



State Schemes Required Pace of Completion Per Day



प्रधानमंत्री आवास योजना ग्रामीण - मंजूरी (PWL+Awaas Plus)

Sr. No.	Division	Target (PWL+Awaas Plus)	09.06.2023	10.06.2023	Daily_Achievement	Remaining
1	NASHIK DIV.	413465	413408	413406	0	59
2	AMRAVATI DIV.	274101	274061	274061	0	40
3	AURANGABAD DIV.	237292	237281	237281	0	13
4	NAGPUR DIV.	291039	291007	291003	0	36
5	KONKAN DIV.	69611	69598	69589	0	22
6	PUNE DIV.	122827	122786	122782	0	46
Total		1408335	1408141	1408122	0	216

Sr. No.	District	Target (PWL+Awaas Plus)	09.06.2023	10.06.2023	Daily_Achievement	Remaining
1	AKOLA	48781	48778	48778	0	3
2	AMRAVATI	95174	95138	95138	0	36
3	AURANGABAD	36514	36514	36514	0	0
4	BEED	35258	35253	35253	0	5
5	BHANDARA	64905	64904	64904	0	1
6	BULDHANA	44696	44696	44696	0	0
7	DHULE	64918	64917	64917	0	1
8	GADCHIROLI	31615	31615	31615	0	0
9	GONDIA	96140	96124	96124	0	16
10	HINGOLI	18083	18083	18083	0	0
11	JALGAON	79157	79152	79152	0	5
12	JALNA	24023	24023	24023	0	0
13	KOLHAPUR	17585	17585	17585	0	0
14	LATUR	20493	20493	20493	0	0
15	NAGPUR	36920	36920	36920	0	0
16	NANDED	69466	69463	69463	0	3
17	NANDURBAR	118980	118958	118958	0	22
18	NASHIK	89684	89683	89683	0	1
19	OSMANABAD	14393	14390	14390	0	3
20	PALGHAR	35188	35188	35188	0	0
21	PARBHANI	19062	19062	19062	0	0
22	PUNE	20288	20288	20288	0	0
23	RAIGAD	9820	9820	9820	0	0
24	SANGLI	21606	21606	21606	0	0
25	SINDHUDURG	5133	5133	5133	0	0
26	SOLAPUR	48372	48358	48358	0	14
27	THANE	9599	9586	9586	0	13
28	WARDHA	18507	18507	18507	0	0
29	WASHIM	20355	20355	20355	0	0
30	YAVATMAL	65095	65094	65094	0	1
31	AHMEDNAGAR	60726	60698	60696	-2	30
32	CHANDRAPUR	42952	42937	42933	-4	19
33	SATARA	14976	14949	14945	-4	31
34	RATNAGIRI	9871	9871	9862	-9	9
Total		1408335	1408141	1408122	0	213

Remaining Sanction RANK

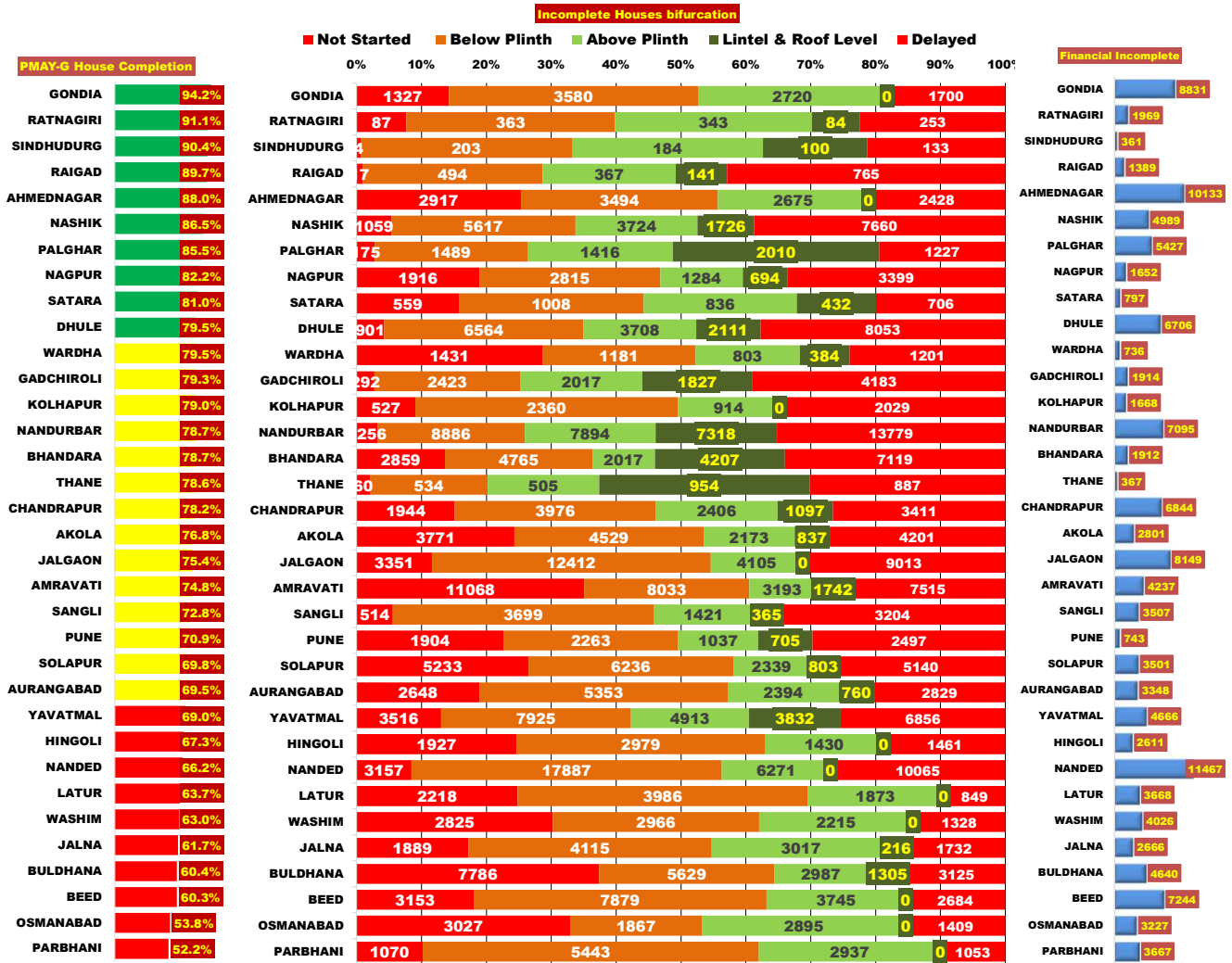
AURANGABAD	0
BULDHANA	0
GADCHIROLI	0
HINGOLI	0
JALNA	0
KOLHAPUR	0
LATUR	0
NAGPUR	0
PALGHAR	0
PARBHANI	0
RAIGAD	0
SANGLI	0
SINDHUDURG	0
WARDHA	0
WASHIM	0
BHANDARA	1
DHULE	1
NASHIK	1
PUNE	1
YAVATMAL	1
AKOLA	3
OSMANABAD	3
BEED	5
JALGAON	5
NANDED	5
RATNAGIRI	9
THANE	13
SOLAPUR	14
GONDIA	16
CHANDRAPUR	19
NANDURBAR	22
AHMEDNAGAR	30
SATARA	31
AMRAVATI	36

प्रधानमंत्री आवास योजना - ग्रामीण : भूमिहीन लाभार्थी अहवाल

Sr. No.	District	Google Sheet Report			AwaasSoft Report			
		Total Landless	Provided land	Remaining	Landless beneficiaries tagged in AwaasSoft	Landless beneficiaries provided land	Remaining Landless	Remaining Tag (provided land)
1	DHULE	18	18	0	18	18	0	0
2	GADCHIROLI	8	8	0	8	8	0	0
3	NANDURBAR	0	0	0	0	0	0	0
4	PALGHAR	11	11	0	11	11	0	0
5	RAIGAD	6	6	0	6	6	0	0
6	RATNAGIRI	23	23	0	23	23	0	0
7	SINDHUDURG	420	420	0	420	420	0	0
8	KOLHAPUR	257	239	18	257	227	30	12
9	THANE	127	69	58	127	60	67	9
10	NANDED	362	319	43	362	242	120	77
11	GONDIA	2450	2450	0	2450	2327	123	123
12	BEED	212	125	87	212	72	140	53
13	SANGLI	430	198	232	410	144	266	54
14	PARBHANI	331	63	268	331	54	277	9
15	SATARA	1304	660	644	1070	629	441	31
16	NASHIK	1803	1374	429	1824	1157	667	217
17	CHANDRAPUR	2769	1221	1548	2738	1510	1228	-289
18	WARDHA	2803	1488	1315	2729	1498	1231	-10
19	HINGOLI	1713	795	918	1713	466	1247	329
20	JALNA	1381	406	975	1374	85	1289	321
21	AURANGABAD	3297	1733	1564	3290	1807	1483	-74
22	NAGPUR	5089	3625	1464	4979	3471	1508	154
23	LATUR	2299	1121	1178	2310	509	1801	612
24	PUNE	2924	1611	1313	2780	880	1900	731
25	JALGAON	22958	20121	2837	22857	20925	1932	-804
26	BHANDARA	5802	3758	2044	5784	3747	2037	11
27	YAVATMAL	3612	1450	2162	3659	1290	2369	160
28	OSMANABAD	2470	287	2183	2468	56	2412	231
29	WASHIM	3457	1398	2059	3436	865	2571	533
30	AHMEDNAGAR	7756	4183	3573	7862	4478	3384	-295
31	AKOLA	7073	3935	3138	7373	3942	3431	-7
32	SOLAPUR	7302	3705	3597	7206	1408	5798	2297
33	BULDHANA	15197	8944	6253	15601	8012	7589	932
34	AMRAVATI	21559	11389	10170	21491	11387	10104	2
	Total	127223	77153	50070	127179	71734	55445	6898

प्रधानमंत्री आवास योजना ग्रामीण - पूर्ण घरकूले

Sr. No.	Division	Sanction	09.06.2023	10.06.2023	Daily Achievement	Remaining	Avg. Completed Per Day From 20.11.22 to Today	To be Completed in Per Day till 15.08.23
1	NASHIK DIV.	413406	335778	335881	103	77525	259	1175
2	AMRAVATI DIV.	274061	193268	193356	88	80705	179	1223
3	NAGPUR DIV.	291003	245236	245320	84	45683	184	692
4	AURANGABAD DIV.	237281	150251	150333	82	86948	212	1317
5	PUNE DIV.	122782	89790	89869	79	32913	62	499
6	KONKAN DIV.	69589	60010	60062	52	9527	53	144
Total		1408122	1074333	1074821	488	333301	949	5050



प्रधानमंत्री आवास योजना ग्रामीण - पूर्ण घरकूले

Sr. No.	District	Sanction	09.06.2023	10.06.2023	Daily_Achievement	Remaining	Aug. Completed Per Day From 20.11.22 to Today	To be Completed in Per Day till 15.08.23
1	SANGLI	21606	15689	15733	44	5873	11	89
2	NANDURBAR	118958	93562	93604	42	25354	39	384
3	YAVATMAL	65094	44878	44916	38	20178	57	306
4	CHANDRAPUR	42933	33525	33562	37	9371	36	142
5	JALGAON	79152	59639	59667	28	19485	48	295
6	AURANGABAD	36514	25337	25360	23	11154	31	169
7	DHULE	64917	51612	51633	21	13284	43	201
8	BULDHANA	44696	26979	26999	20	17697	30	268
9	BHANDARA	64904	51037	51056	19	13848	35	210
10	PALGHAR	35188	30079	30098	19	5090	26	77
11	LATUR	20493	13046	13064	18	7429	23	113
12	NAGPUR	36920	30322	30340	18	6580	12	100
13	RATNAGIRI	9862	8968	8985	17	877	14	13
14	SATARA	14945	12094	12110	16	2835	14	43
15	WASHIM	20355	12810	12825	15	7530	24	114
16	AMRAVATI	95138	71134	71148	14	23990	47	363
17	SOLAPUR	48358	33734	33747	13	14611	19	221
18	THANE	9586	7520	7533	13	2053	5	31
19	NANDED	69463	45954	45965	11	23498	63	356
20	PARBHANI	19062	9944	9954	10	9108	19	138
21	NASHIK	89683	77548	77557	9	12126	53	184
22	BEED	35253	21262	21270	8	13983	25	212
23	JALNA	24023	14808	14816	8	9207	21	140
24	KOLHAPUR	17585	13895	13900	5	3685	9	56
25	WARDHA	18507	14703	14708	5	3799	11	58
26	GONDIA	96124	90571	90575	4	5549	64	84
27	HINGOLI	18083	12163	12167	4	5916	16	90
28	AHMEDNAGAR	60696	53417	53420	3	7276	76	110
29	SINDHUDURG	5133	4640	4642	2	491	5	7
30	AKOLA	48778	37467	37468	1	11310	22	171
31	GADCHIROLI	31615	25078	25079	1	6536	26	99
32	PUNE	20288	14378	14379	1	5909	9	90
33	RAIGAD	9820	8803	8804	1	1016	3	15
34	OSMANABAD	14390	7737	7737	0	6653	15	101
Total		1408122	1074333	1074821	488	333301	949	5050

राज्यपुरस्कृत आवास योजना ग्रामीण - मंजूरी

Sr. No.	Division	Target	09.06.2023	10.06.2023	Daily_Achievement	Remaining
1	NAGPUR DIV.	119276	98995	99079	84	20197
2	KONKAN DIV.	34744	32187	32217	30	2527
3	NASHIK DIV.	141552	114246	114252	6	27300
4	AURANGABAD DIV.	200327	172278	172278	2	28049
5	AMRAVATI DIV.	110155	96407	96409	2	13746
6	PUNE DIV.	65859	63414	63414	0	2445
Total		671913	577527	577649	124	94264

Sr. No.	District	Target	09.06.2023	10.06.2023	Daily_Achievement	Remaining	Remaining Sanction RANK
1	CHANDRAPUR	40285	31401	31479	78	8806	SATARA 0
2	PALGHAR	11792	11509	11539	30	253	SINHUUDURG 33
3	GONDIA	14261	13494	13500	6	761	SANGLI 128
4	DHULE	21790	18345	18349	4	3441	KOLHAPUR 189
5	AMRAVATI	23224	19912	19914	2	3310	SOLAPUR 235
6	JALGAON	25851	24354	24356	2	1495	PALGHAR 253
7	NANDED	26760	22105	22107	2	4653	RATNAGIRI 439
8	AHMEDNAGAR	35298	34499	34499	0	799	RAIGAD 523
9	AKOLA	23681	17832	17832	0	5849	AURANGABAD 712
10	AURANGABAD	26141	25429	25429	0	712	BEED 759
11	BEED	26878	26119	26119	0	759	GONDIA 761
12	BHANDARA	18458	15606	15606	0	2852	AHMEDNAGAR 799
13	BULDHANA	21702	20343	20343	0	1359	WASHIM 936
14	GADCHIROLI	16834	15358	15358	0	1476	JALNA 1260
15	JALNA	20609	19349	19349	0	1260	THANE 1279
16	KOLHAPUR	13090	12901	12901	0	189	BULDHANA 1359
17	LATUR	28004	26415	26415	0	1589	GADCHIROLI 1476
18	NAGPUR	16291	11872	11872	0	4419	JALGAON 1495
19	NANDURBAR	26578	14141	14141	0	12437	LATUR 1589
20	NASHIK	32035	22907	22907	0	9128	WARDHA 1883
21	OSMANABAD	24853	17156	17156	0	7697	PUNE 1893
22	PUNE	14672	12779	12779	0	1893	PARBHANI 2115
23	RAIGAD	7418	6895	6895	0	523	YAVATMAL 2292
24	RATNAGIRI	7129	6690	6690	0	439	BHANDARA 2852
25	SANGLI	8732	8604	8604	0	128	AMRAVATI 3310
26	SATARA	10647	10647	10647	0	0	DHULE 3441
27	SINHUUDURG	2141	2108	2108	0	33	NAGPUR 4419
28	SOLAPUR	18718	18483	18483	0	235	NANDED 4653
29	THANE	6264	4985	4985	0	1279	AKOLA 5849
30	WARDHA	13147	11264	11264	0	1883	OSMANABAD 7697
31	WASHIM	11503	10567	10567	0	936	CHANDRAPUR 8806
32	YAVATMAL	30045	27753	27753	0	2292	NASHIK 9128
33	HINGOLI	27298	18035	18034	-1	9264	HINGOLI 9264
34	PARBHANI	19784	17670	17669	-1	2115	NANDURBAR 12437
Total		671913	577527	577649	124	94264	

राज्यपुरस्कृत आवास योजना ग्रामीण - पूर्ण घरकुले

Sr. No.	Division	Sanction	09.06.2023	10.06.2023	Daily Achievement	Remaining	Aug. Completed Per Day From 20.11.22 to Today	To be Completed in Per Day till 15.08.23
1	AURANGABAD DIV.	172278	108051	108159	108	64119	89	972
2	NASHIK DIV.	114252	90698	90744	46	23508	63	356
3	NAGPUR DIV.	99079	71596	71641	45	27438	45	416
4	AMRAVATI DIV.	96409	67656	67693	37	28716	57	435
5	PUNE DIV.	63414	52689	52715	26	10699	23	162
6	KONKAN DIV.	32217	24609	24628	19	7589	16	115
	Total	577649	415299	415580	281	162069	293	2456

राज्य योजना अपूर्ण घरकुले

Sr. No.	District	रमाई आवास योजना	शहरी आवास योजना	आदीम आवास योजना	पारधी आवास योजना	य.च.मु.व योजना	धनगर आवास योजना	Completion%
1	SINDHUDURG	109	3	2	0	0	0	94.6%
2	RATNAGIRI	482	28	5	0	12	0	92.1%
3	SATARA	903	43	0	0	50	0	90.6%
4	AHMEDNAGAR	2739	2044	0	16	20	0	86.0%
5	KOLHAPUR	1695	12	0	0	28	0	83.8%
6	NASHIK	2824	991	25	33	0	0	83.1%
7	SOLAPUR	3313	84	0	8	1	0	81.6%
8	SANGLI	1581	8	0	4	0	0	81.5%
9	BHANDARA	1649	1410	0	0	0	0	80.3%
10	WARDHA	1257	821	174	2	0	0	80.0%
11	PUNE	1954	548	56	50	0	10	79.6%
12	THANE	284	410	376	0	0	0	78.5%
13	NAGPUR	1026	1572	0	6	6	2	78.0%
14	GONDIA	1524	1497	0	0	0	0	77.6%
15	PARBHANI	4010	207	0	0	0	0	76.1%
16	NANDURBAR	1129	2312	0	0	0	0	75.7%
17	JALGAON	3914	2381	0	75	0	0	73.8%
18	AMRAVATI	4332	813	0	33	227	52	72.9%
19	GADCHIROLI	1530	2351	297	0	0	0	72.8%
20	DHULE	2628	2363	0	14	0	0	72.7%
21	LATUR	7240	155	0	0	0	0	72.0%
22	AKOLA	4714	357	0	35	0	0	71.4%
23	WASHIM	2322	751	0	2	0	0	70.9%
24	RAIGAD	294	1561	241	0	0	0	69.6%
25	BULDHANA	5711	445	0	19	0	0	69.4%
26	YAVATMAL	2762	3360	2535	137	107	0	67.9%
27	PALGHAR	73	3500	209	0	0	0	67.2%
28	OSMANABAD	5962	96	0	42	141	52	63.6%
29	AURANGABAD	8397	1379	0	7	0	0	61.5%
30	CHANDRAPUR	4265	5972	188	15	1866	361	60.9%
31	JALNA	7520	91	0	11	32	0	60.2%
32	BEED	10619	515	0	8	0	0	57.3%
33	NANDED	9072	403	51	0	0	0	56.9%
34	HINGOLI	6261	1848	0	0	0	0	55.0%
	Total	114095	40331	4159	517	2490	477	71.9%

राज्यपुरस्कृत आवास योजना ग्रामीण - पूर्ण घरकूले

Sr. No.	District	Sanction	09.06.2023	10.06.2023	Daily Achievement	Remaining	Avg. Completed Per Day From 20.11.22 to Today	To be Completed in Per Day till 15.08.23
1	LATUR	26415	18979	19020	41	7395	14	112
2	CHANDRAPUR	31479	19146	19173	27	12306	13	186
3	JALGAON	24356	17960	17986	26	6370	11	97
4	AURANGABAD	25429	15627	15646	19	9783	10	148
5	JALNA	19349	11624	11643	19	7706	22	117
6	AMRAVATI	19914	14494	14509	15	5405	10	82
7	BULDHANA	20343	14102	14116	14	6227	15	94
8	HINGOLI	18034	9911	9925	14	8109	7	123
9	NANDURBAR	14141	10688	10700	12	3441	6	52
10	GONDIA	13500	10469	10479	10	3021	9	46
11	PUNE	12779	10162	10171	9	2608	5	40
12	PALGHAR	11539	7749	7757	8	3782	7	57
13	BEED	26119	14970	14977	7	11142	13	169
14	SANGLI	8604	7004	7011	7	1593	3	24
15	YAVATMAL	27753	18845	18852	7	8901	15	135
16	NANDED	22107	12576	12581	5	9526	10	144
17	THANE	4985	3910	3915	5	1070	2	16
18	AHMEDNAGAR	34499	29676	29680	4	4819	25	73
19	BHANDARA	15606	12533	12537	4	3069	4	47
20	NAGPUR	11872	9258	9262	4	2610	3	40
21	RATNAGIRI	6690	6159	6163	4	527	3	8
22	SOLAPUR	18483	15073	15077	4	3406	6	52
23	DHULE	18349	13341	13344	3	5005	9	76
24	KOLHAPUR	12901	10802	10805	3	2096	4	32
25	PARBHANI	17669	13449	13452	3	4217	4	64
26	SATARA	10647	9648	9651	3	996	5	15
27	NASHIK	22907	19033	19034	1	3873	11	59
28	RAIGAD	6895	4798	4799	1	2096	3	32
29	SINDHUDURG	2108	1993	1994	1	114	1	2
30	WASHIM	10567	7489	7490	1	3077	7	47
31	AKOLA	17832	12726	12726	0	5106	9	77
32	GADCHIROLI	15358	11180	11180	0	4178	9	63
33	OSMANABAD	17156	10915	10915	0	6241	9	95
34	WARDHA	11264	9010	9010	0	2254	7	34
Total		577649	415299	415580	281	162069	293	2456

प्रधानमंत्री आवास योजना ग्रामीण - हप्ते वितरण

Sr. No.	Division	1st Installment (Daily Achivement)	1st Installment Remaining	2nd Installment (Daily Achivement)	2nd Installment Remaining	3rd Installment (Daily Achivement)	3rd Installment Remaining
1	NASHIK DIV.	0	9484	0	36973	0	22106
2	AMRAVATI DIV.	0	28899	0	29082	0	15481
3	AURANGABAD DIV.	0	19058	0	49509	0	24562
4	NAGPUR DIV.	0	9565	0	18740	0	11247
5	KONKAN DIV.	0	340	0	3083	0	2815
6	PUNE DIV.	0	8611	0	15566	0	6547
	Total	0	75957	0	152953	0	82758

PMAY-G 1st Ins Pending

SINDHUDURG	4
RAIGAD	14
THANE	60
RATNAGIRI	87
PALGHAR	175
GADCHIROLI	269
SANGLI	388
KOLHAPUR	527
SATARA	559
DHULE	901
NASHIK	1059
PARBHANI	1070
NANDURBAR	1256
GONDIA	1327
WARDHA	1431
NAGPUR	1787
JALNA	1859
CHANDRAPUR	1892
PUNE	1904
HINGOLI	1927
LATUR	2218
AURANGABAD	2647
WASHIM	2822
BHANDARA	2859
AHMEDNAGAR	2917
OSMANABAD	3027
BEED	3153
NANDED	3157
JALGAON	3351
YAVATMAL	3508
AKOLA	3771
SOLAPUR	5233
BULDHANA	7776
AMRAVATI	11022

PMAY-G 2nd Ins Pending

SINDHUDURG	203
RATNAGIRI	363
RAIGAD	494
THANE	534
SATARA	1008
WARDHA	1181
PALGHAR	1489
OSMANABAD	1867
PUNE	2263
KOLHAPUR	2360
GADCHIROLI	2423
NAGPUR	2815
WASHIM	2966
HINGOLI	2979
AHMEDNAGAR	3494
GONDIA	3580
SANGLI	3699
CHANDRAPUR	3976
LATUR	3986
JALNA	4115
AKOLA	4529
BHANDARA	4765
AURANGABAD	5353
PARBHANI	5443
NASHIK	5617
BULDHANA	5629
SOLAPUR	6236
DHULE	6564
BEED	7879
YAVATMAL	7925
AMRAVATI	8033
NANDURBAR	8886
JALGAON	12412
NANDED	17887

PMAY-G 3rd Ins Pending

SINDHUDURG	184
RATNAGIRI	343
RAIGAD	367
THANE	505
WARDHA	803
SATARA	836
KOLHAPUR	914
PUNE	1037
NAGPUR	1284
PALGHAR	1416
SANGLI	1421
HINGOLI	1430
LATUR	1873
GADCHIROLI	2017
BHANDARA	2017
AKOLA	2173
WASHIM	2215
SOLAPUR	2339
AURANGABAD	2394
CHANDRAPUR	2406
AHMEDNAGAR	2675
GONDIA	2720
OSMANABAD	2895
PARBHANI	2937
BULDHANA	2987
JALNA	3017
AMRAVATI	3193
DHULE	3708
NASHIK	3724
BEED	3745
JALGAON	4105
YAVATMAL	4913
NANDED	6271
NANDURBAR	7894

प्रधानमंत्री आवास योजना ग्रामीण - हप्ते वितरण

Sr. No.	District	1st Installment (Daily Achivement)	1st Installment Remaining	2nd Installment (Daily Achivement)	2nd Installment Remaining	3rd Installment (Daily Achivement)	3rd Installment Remaining
1	AHMEDNAGAR	0	2917	0	3494	0	2675
2	AKOLA	0	3771	0	4529	0	2173
3	AMRAVATI	0	11022	0	8033	0	3193
4	AURANGABAD	0	2647	0	5353	0	2394
5	BEED	0	3153	0	7879	0	3745
6	BHANDARA	0	2859	0	4765	0	2017
7	BULDHANA	0	7776	0	5629	0	2987
8	CHANDRAPUR	0	1892	0	3976	0	2406
9	DHULE	0	901	0	6564	0	3708
10	GADCHIROLI	0	269	0	2423	0	2017
11	GONDIA	0	1327	0	3580	0	2720
12	HINGOLI	0	1927	0	2979	0	1430
13	JALGAON	0	3351	0	12412	0	4105
14	JALNA	0	1859	0	4115	0	3017
15	KOLHAPUR	0	527	0	2360	0	914
16	LATUR	0	2218	0	3986	0	1873
17	NAGPUR	0	1787	0	2815	0	1284
18	NANDED	0	3157	0	17887	0	6271
19	NANDURBAR	0	1256	0	8886	0	7894
20	NASHIK	0	1059	0	5617	0	3724
21	OSMANABAD	0	3027	0	1867	0	2895
22	PALGHAR	0	175	0	1489	0	1416
23	PARBHANI	0	1070	0	5443	0	2937
24	PUNE	0	1904	0	2263	0	1037
25	RAIGAD	0	14	0	494	0	367
26	SANGLI	0	388	0	3699	0	1421
27	SATARA	0	559	0	1008	0	836
28	SINDHUDURG	0	4	0	203	0	184
29	SOLAPUR	0	5233	0	6236	0	2339
30	THANE	0	60	0	534	0	505
31	WARDHA	0	1431	0	1181	0	803
32	WASHIM	0	2822	0	2966	0	2215
33	YAVATMAL	0	3508	0	7925	0	4913
34	RATNAGIRI	-5	87	-1	363	0	343
	Total	0	75957	0	152953	0	82758

राज्यपुरस्कृत आवास योजना ग्रामीण - हप्ते वितरण

Sr. No.	Division	1st Installment (Daily Achivement)	1st Installment Remaining	2nd Installment (Daily Achivement)	2nd Installment Remaining	3rd Installment (Daily Achivement)	3rd Installment Remaining
1	AURANGABAD DIV.	217	16200	129	29922	240	13385
2	AMRAVATI DIV.	46	3714	177	11746	263	6255
3	NASHIK DIV.	133	4232	136	9209	53	5425
4	NAGPUR DIV.	129	6619	82	11916	96	4061
5	KONKAN DIV.	0	1125	21	2511	44	1629
6	PUNE DIV.	2	1908	12	4252	25	2181
Total		527	33798	557	69556	721	32936

State Schemes 1st Ins Pending

State Schemes 2nd Ins Pending

State Schemes 3rd Ins Pending

SINDHUDURG	13
RATNAGIRI	52
THANE	64
SATARA	74
NANDURBAR	79
SANGLI	172
NASHIK	219
PUNE	255
WARDHA	309
AKOLA	331
WASHIM	365
DHULE	379
GADCHIROLI	396
BHANDARA	452
RAIGAD	479
PALGHAR	517
AMRAVATI	526
PARBHANI	646
BULDHANA	654
SOLAPUR	661
KOLHAPUR	746
NAGPUR	799
GONDIA	869
JALNA	1072
LATUR	1154
AHMEDNAGAR	1467
OSMANABAD	1618
YAVATMAL	1838
JALGAON	2088
BEED	2141
HINGOLI	2744
AURANGABAD	3388
NANDED	3437
CHANDRAPUR	3794

SINDHUDURG	54
RATNAGIRI	130
THANE	335
SATARA	382
RAIGAD	608
SANGLI	750
KOLHAPUR	830
PUNE	873
NANDURBAR	873
WARDHA	970
NAGPUR	1099
BHANDARA	1138
GONDIA	1295
PALGHAR	1384
SOLAPUR	1417
GADCHIROLI	1444
WASHIM	1510
NASHIK	1573
BULDHANA	1887
JALGAON	2178
AHMEDNAGAR	2265
DHULE	2320
PARBHANI	2455
AKOLA	2462
AMRAVATI	2485
JALNA	2957
OSMANABAD	3259
YAVATMAL	3402
LATUR	3508
AURANGABAD	3533
HINGOLI	3840
NANDED	5003
BEED	5367
CHANDRAPUR	5970

SINDHUDURG	34
RATNAGIRI	105
THANE	235
SATARA	246
KOLHAPUR	327
NAGPUR	335
SANGLI	367
BHANDARA	367
WARDHA	421
RAIGAD	491
GONDIA	580
PUNE	580
SOLAPUR	661
PALGHAR	764
WASHIM	800
NASHIK	864
PARBHANI	975
NANDURBAR	979
AMRAVATI	1013
DHULE	1151
CHANDRAPUR	1173
HINGOLI	1175
GADCHIROLI	1185
AKOLA	1198
AHMEDNAGAR	1203
JALGAON	1228
OSMANABAD	1323
BULDHANA	1345
NANDED	1404
AURANGABAD	1632
LATUR	1858
YAVATMAL	1899
JALNA	2350
BEED	2668

राज्यपुरस्कृत आवास योजना ग्रामीण -हप्ते वितरण

Sr. No.	District	1st Installment (Daily Achivement)	1st Installment Remaining	2nd Installment (Daily Achivement)	2nd Installment Remaining	3rd Installment (Daily Achivement)	3rd Installment Remaining
1	YAVATMAL	31	1838	157	3402	206	1899
2	BEED	119	2141	25	5367	92	2668
3	DHULE	78	379	89	2320	19	1151
4	CHANDRAPUR	89	3794	44	5970	33	1173
5	AURANGABAD	27	3388	53	3533	55	1632
6	HINGOLI	50	2744	4	3840	25	1175
7	JALGAON	27	2088	16	2178	9	1228
8	THANE	0	64	14	335	31	235
9	WARDHA	0	309	19	970	25	421
10	GADCHIROLI	2	396	11	1444	29	1185
11	JALNA	3	1072	13	2957	26	2350
12	AMRAVATI	11	526	10	2485	20	1013
13	NANDED	10	3437	17	5003	12	1404
14	NASHIK	3	219	17	1573	19	864
15	AHMEDNAGAR	25	1467	4	2265	6	1203
16	BULDHANA	3	654	5	1887	22	1345
17	LATUR	3	1154	7	3508	19	1858
18	NAGPUR	23	799	4	1099	2	335
19	PARBHANI	5	646	10	2455	10	975
20	PUNE	2	255	3	873	15	580
21	GONDIA	15	869	2	1295	2	580
22	AKOLA	1	331	5	2462	12	1198
23	KOLHAPUR	0	746	5	830	8	327
24	PALGHAR	0	517	5	1384	6	764
25	NANDURBAR	0	79	10	873		979
26	RAIGAD	0	479	2	608	7	491
27	BHANDARA	0	452	2	1138	5	367
28	SANGLI	0	172	3	750	1	367
29	WASHIM	0	365	0	1510	3	800
30	SATARA	0	74	1	382	1	246
31	OSMANABAD	0	1618	0	3259	1	1323
32	RATNAGIRI	0	52	0	130	0	105
33	SINDHUDURG	0	13	0	54	0	34
34	SOLAPUR	0	661	0	1417	0	661
	Total	527	33798	557	69556	721	32936

प्रधानमंत्री आवास योजना ग्रामीण - Delayed Houses

■ पहिला हप्ता मिळाल्यानंतर १२ महिने उलटूनही अपूर्ण घरकुले
 ■ पहिला हप्ता मिळाल्यानंतर १८ महिने उलटूनही अपूर्ण घरकुले
 ■ पहिला हप्ता मिळाल्यानंतर १० दिवसानंतरही दुसरा हप्ता न मिळालेले घरकुले
 ■ दुसरा हप्ता मिळाल्यानंतर १० दिवसानंतरही तिसरा हप्ता न मिळालेले घरकुले
 ■ तिसरा हप्ता मिळाल्यानंतर १० दिवसानंतरही अपूर्ण घरांची संख्या

जिल्हा	पहिला हप्ता मिळाल्यानंतर १२ महिने उलटूनही अपूर्ण घरकुले	पहिला हप्ता मिळाल्यानंतर १८ महिने उलटूनही अपूर्ण घरकुले	पहिला हप्ता मिळाल्यानंतर १० दिवसानंतरही दुसरा हप्ता न मिळालेले घरकुले	दुसरा हप्ता मिळाल्यानंतर १० दिवसानंतरही तिसरा हप्ता न मिळालेले घरकुले	तिसरा हप्ता मिळाल्यानंतर १० दिवसानंतरही अपूर्ण घरांची संख्या
AHMEDNAGAR	2428	1576	3189	1725	32
AKOLA	4201	3363	3540	863	562
AMRAVATI	7515	5326	6853	1496	1039
AURANGABAD	2829	2193	4841	1128	498
BEED	2684	1792	6741	1832	440
BHANDARA	7119	4901	4350	793	2276
BULDHANA	3125	2098	4184	928	748
CHANDRAPUR	3411	1894	3347	782	307
DHULE	8053	4005	5737	2366	1643
GADCHIROLI	4183	2359	2200	1199	982
GONDIA	1700	1579	3069	1072	119
HINGOLI	1461	646	2651	508	106
JALGAON	9013	6434	10914	2109	648
JALNA	1732	1054	3479	928	357
KOLHAPUR	2029	706	2237	312	85
LATUR	849	692	3097	511	45
NAGPUR	3399	2259	2512	434	575
NANDED	10065	8465	14720	2131	315
NANDURBAR	13779	9843	8044	4953	5512
NASHIK	7660	3484	4882	2116	1472
OSMANABAD	1409	576	1264	526	9
PALGHAR	1227	611	1236	724	696
PARBHANI	1053	713	4778	753	143
PUNE	2497	1685	1954	577	548
RAIGAD	765	234	467	253	163
RATNAGIRI	253	39	329	159	86
SANGLI	3204	2203	3297	618	199
SATARA	706	344	837	277	185
SINDDHURG	133	74	192	67	23
SOLAPUR	5140	4497	5160	1251	581
THANE	887	187	501	213	379
WARDHA	1201	758	943	239	222
WASHIM	1328	786	2371	505	55
YAVATMAL	6856	4190	6813	1893	1741